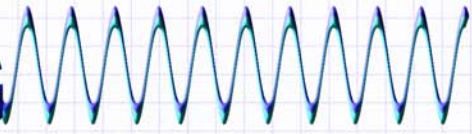



ace

COIL WINDING



DE-REELING AND TENSION STANDS



ILLUSTRATES MODEL 431-1B
SINGLE DE-REELING UNIT &
TENSION STAND

DESCRIPTION

The air operated tension device offers remote tension control by means of regulated air pressure. It eliminates spool roll-in when de-reeling has stopped. The operator can conveniently vary the tension at the winding machine. Designed for handling spools of round, square, rectangular or flat wire.


MODELS

Standard models available from 1 to 13 de-reeling units on a tension stand.


DESIGN

The tension device is an air actuated caliper brake gripping a 12" diameter disc. Tension is controlled by an adjustable air pressure regulator.


A manual air cutoff switch is supplied to release all tension on the spool and also instantly return to pre-set tension.



ILLUSTRATES MODEL 432-2B DOUBLE
DE-REELING & TENSION STAND



ILLUSTRATES MODEL 434-1B
(4 INDEPENDENT SHAFTS)



ILLUSTRATES MODEL 434-1B-C
(TWO SHAFTS)



ILLUSTRATES MODEL 438-1B EIGHT REEL DE-
REELING AND TENSION STAND

DE-REELING and TENSION STAND

DESCRIPTION

Designed with two de-reeling units on one tension stand. Tension of de-reeling unit is controlled by an adjustable air pressure regulator.

Spool capacity per unit is 24" diameter x 7" to 12" width.

Spool hole size 1-1/4" to 2-1/2" diameter.

Spool support shafts are 15" and 42" from the floor.

Spool weight capacity: 500 Lbs. per shaft

Brake Torque Specifications

BRAKE AIR PRESSURE	12" DIA. DISK 1 BRAKE - 1B	12" DIA. DISK 2 BRAKES - 2B	18" DIA. DISK 1 BRAKE - 1B	18" DIA. DISK 2 BRAKES - 2B
5	4	6	4	6
10	6	8	6	8
15	7	10	8	15
20	9	13	10	20
25	10	16	13	26
30	12	19	18	35
35	14	24	22	44
40	15	29	26	52
45	17	34	29	60
50	20	39	33	67
55	22	43	37	76
60	24	46	41	83
65	26	50	46	94
70	28	54	53	105
75	30	57	61	120
80	32	61	67	130
85	35	65	72	137
90	37	69	76	150
95	39	72	80	160
100	41	75	84	168
105	43	78	88	176
110	45	81	93	186
	47			



Complete Winding Systems

The ACE De-Reeling Stands can be configured with other ACE winding components to create a complete coil winding and tension system.....



ILLUSTRATES MODEL 432-2B DOUBLE BRAKE FOR ADDITIONAL TENSION

Dual Pressure Control Valve

This is a two position manual lever valve. One position applies tension. The other position applies drag. Two adjustable regulators are installed, one to control tension and one to control drag pressure.



ILLUSTRATES ACCESSORY ITEM 550-025 PRESSURE CONTROL VALVE

Specifications

Model	Dimensions	Net	Gross
431-1B	20" W x 21" H x 34" L	90 Lbs.	130 Lbs.
432-1B	26" W x 48" H x 37" L	160 Lbs.	200 Lbs.
434-1B	56" W x 65" H x 26" L	300 Lbs.	370 Lbs.
438-1B	96" W x 84" H x 96" L	900 Lbs.	1,100 Lbs.

ace

ACE EQUIPMENT COMPANY
4725 MANUFACTURING ROAD
CLEVELAND, OHIO 44135
WWW.ARMATURECOIL.COM

800-255-1241 • 216-267-6366 • FAX 216-267-4361