

# COIL WINDING


## MODEL 15-HD HEAVY DUTY LOOP WINDING FIXTURE

### EASY SET UP

Loop length is quickly and easily adjusted and set by simply pressing the top of the Loop Mandrel Assembly and sliding the Mandrel to the desired position. Release of the latch locks the Mandrel Assembly in Position.

### COIL REMOVAL

A quick twist of the Mandrel Block Locking Handle followed by a light tap on the Coil Release Pin moves the Mandrel Block towards the center of the coil for easy removal of the coil. The Mandrel End Covers can also be easily removed with a quick twist of Mandrel Lock Handle. After the coil is removed, simply slide the Mandrel Block until it sets against the Mandrel Position Block and re-twist the handle to lock the Mandrel Block in place for the next coil. The Mandrel Position Block does not move in the coil removal process, thereby preventing any chance of winding a short loop. This offers the fastest method of removing the loop and resetting for the next winding.



**WINDING BAR:** 3" OD x 1.5" ID tubing.


**BASE:** 1" thick Steel base for mounting on any ACE coil winding machine base.

**LEAD HOLDER:** The holder permits leads to be started on either side.

**UNIVERSAL WINDING DIRECTION:** The Model 15-HD is universal in it's ability to wind both in clockwise and counter clockwise directions.

**TYPE OF COILS:** This design of loop winder is a complete unit for winding loops to be formed into diamond shaped coils.

**MANDREL BLOCKS:** The Mandrel Blocks are available with Mandrel Pins in diameters of 3/4" 1", 1 1/4", 1 1/2", 1 3/4" and 2". One set of two blocks with any size pin diameter provided with Loop Fixture.

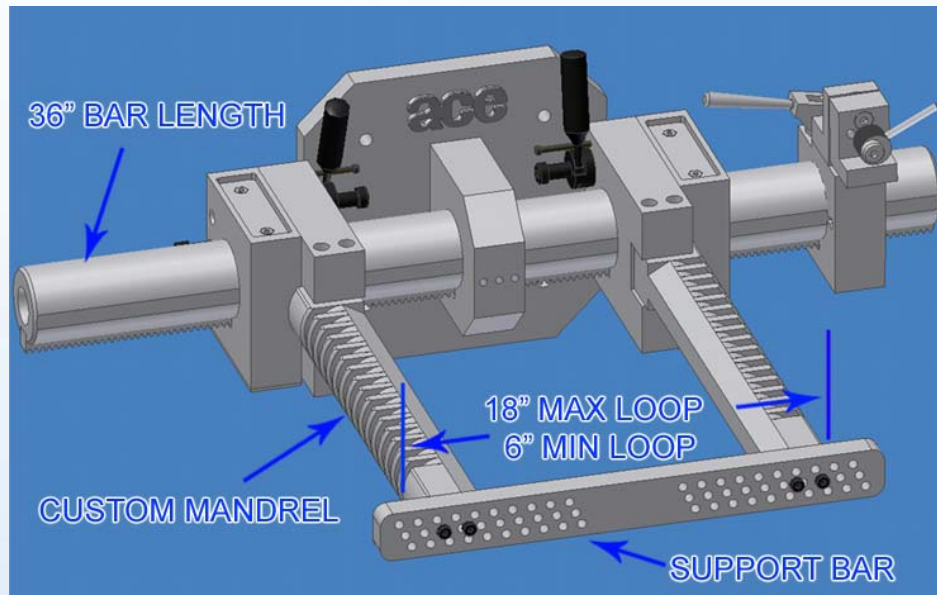


Model HD-15-136  
shown mounted to  
Model HD Coil Winder

### SPECIFICATIONS

MODEL NO.	15-HD-72	15-HD-120	15-HD-136
MINIMUM LENGTH OF LOOP	21"	21"	21"
MAXIMUM LENGTH OF LOOP	72"	120"	136"
WINDING BAR OVERALL LENGTH	96"	148"	160"
LOOP I.D. (INCHES) MANDRELL PIN DIA.	3/4, 1, 1 1/4, 1 1/2, 1 3/4, 2	3/4, 1, 1 1/4, 1 1/2, 1 3/4, 2	3/4, 1, 1 1/4, 1 1/2, 1 3/4, 2
MINIMUM WIDTH MANDREL DISK OPENING	1/8"	1/8"	1/8"
MAXIMUM WIDTH MANDREL DISK OPENING	2"	2"	2"
O.D. OF MANDREL DISKS	7"	7"	7"
DIMENSIONS	96"L x 9"H x 12"D	148"L x 9"H x 12"D	160"L x 9"H x 12"D
NET WEIGHT	300 LBS.	325 LBS.	350 LBS.
GROSS WEIGHT	350 LBS.	375 LBS.	400 LBS.

# COIL WINDING



*Illustrates Model 15-HD with optional adjustable length/interchangeable custom mandrel*

## **MODEL 15-HD HEAVY DUTY LOOP WINDING FIXTURE WITH CUSTOM MANDREL**

**CUSTOM MANDREL**  
Customer designed mandrels are available . One set of two custom mandrels with any size diameter provided with Model 15-HD Heavy Duty Winding Fixture. Customer to submit prints of customer mandrels to ACE Equipment.